



SELF-PROPELLED SCISSOR LIFTS

GS™-2632



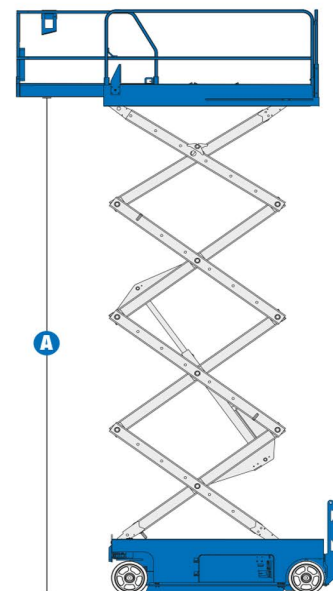
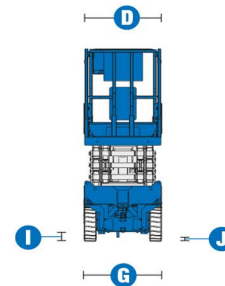
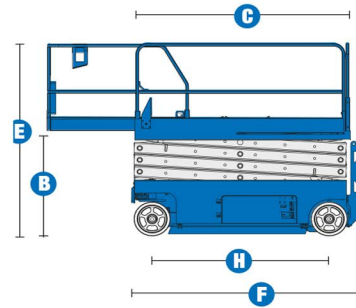
Specifications

MODELS		GS™-2632		
MEASUREMENTS	Metric	US		
Working height maximum*	9.92 m	32 ft		
A Platform height maximum	7.92 m	26 ft		
B Platform height stowed	1.16 m	3 ft 9.5 in		
C Platform length - outside		7 ft 5 in		
	extended	10 ft 5 in		
Slide-out platform extension deck	91 cm	3 ft		
D Platform width - outside	81 cm	2 ft 8 in		
Guardrail height: Rigid Rail				
	Fold Down Rail	1.10 m	3 ft 7 in	
Toeboard height	15 cm	6 in		
E Height - stowed	fixed rails			
	folding guardrails	2.26 m	7 ft 5 in	
	rails folded	1.91 m	6 ft 3 in	
F Length - stowed		8 ft		
	Length - extended	3.33 m	10 ft 11 in	
G Width	81 cm	2 ft 8 in		
H Wheelbase	1.85 m	6 ft 1 in		
I Ground clearance - centre	9 cm	3.5 in		
J - with pothole guards deployed	2 cm	.75 in		

PRODUCTIVITY		
Max platform occupancy (indoor/outdoor)	2/-	2/-
Lift capacity	227 kg	500 lbs
Drive height	full height	
Drive speed - stowed	3.5 km/h	2.2 mph
Drive speed - raised	0.8 km/h	0.5 mph
Gradeability - stowed**	25%	
Max outrigger levelling: front to back	-	-
	side to side	-
Turning radius - inside	zero	zero
Turning radius - outside	2.13 m	7 ft
Raise / lower speed	30 / 40 sec	30 / 40 sec
Controls	proportional	
Drive	dual front wheel	
Multiple disc brakes	dual rear wheel	
Tyres - solid non-marking	38 x 13 x 28 cm	15 x 5 x 11 in

POWER		
Power source	24 V DC (four 6V 225 Ah batteries)	
Hydraulic system capacity	14.2 L	3.75 gal

WEIGHT***		
	1,956 kg	4,313 lbs



* The metric equivalent of working height adds 2 m to platform height. U.S. adds 6 ft to platform height.

** Gradeability applies to driving on slopes. See operator's manual for details regarding slope ratings.

*** Weight will vary depending on options and/or country standards.