



SELF-PROPELLED SCISSOR LIFTS GS™ -3246



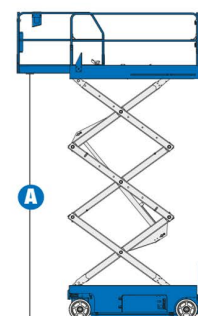
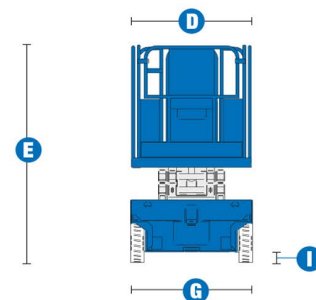
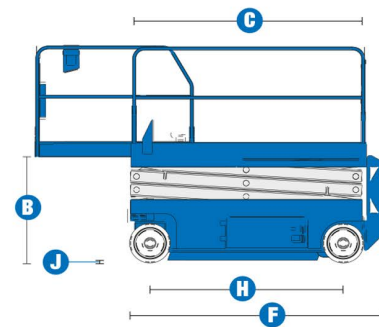
Specifications

MODELS	GS™-3246	
MEASUREMENTS	US	Metric
Working height maximum*	38 ft	11.75 m
A Platform height maximum	32 ft	9.75 m
B Platform height stowed	4 ft 2.75 in	1.29 m
C Platform length - outside	7 ft 5 in	2.26 m
extended	10 ft 5 in	3.18 m
Slide-out platform extension deck	3 ft	.91 m
D Platform width - outside	3 ft 9.3 in	1.15 m
Guardrail height	3 ft 7 in	1.09 m
Toeboard height	6 in	.15 m
E Height - stowed: folding guardrails	7 ft 10 in	2.39 m
rails folded	5 ft 11 in	1.80 m
F Length - stowed	7 ft 11 in	2.41 m
extended	10 ft 10.5 in	3.31 m
G Width	3 ft 10 in	1.17 m
H Wheelbase	6 ft 1 in	1.85 m
I Ground clearance - center	4 in	.10 m
J - with pothole guards deployed	.75 in	.019 m

PRODUCTIVITY		
Maximum platform occupancy**	2	2
Lift capacity	700 lbs	318 kg
Lift capacity - extension deck	250 lbs	113 kg
Drive speed - stowed	2.2 mph	3.5 km/h
Drive speed - raised	0.5 mph	0.8 km/h
Gradeability - stowed***	25%	
Turning radius - inside	zero	zero
Turning radius - outside	7 ft 6 in	2.29 m
Raise / lower speed	57 / 35 sec	57 / 35 sec
Controls	proportional	
Drive	dual front wheel	
Multiple disc brakes	dual rear wheel	
Tires - solid non-marking	15 x 5 x 11 in	38 x 13 x 28 cm

POWER		
Power source	24 V (four 6 V 225 Ah batteries)	
Hydraulic system capacity	4.5 gal	17 L

WEIGHT****		
ANSI/CSA	5,211 lbs	2,364 kg
CE/AUS	6,200 lbs	2,812 kg



STANDARDS COMPLIANCE

ANSI A92.6, CSA B354.2, CE Compliance, AS 1418.10

* The metric equivalent of working height adds 2 m to platform height. U.S. adds 6 ft to platform height.

** CE/AUS markets: Two person maximum occupancy on all models. GS-3246 outdoor maximum occupancy is one person.

*** Gradeability applies to driving on slopes. See operator's manual for details regarding slope ratings.

**** Weight will vary depending on options and/or country standards.